



76/300 pocket dobson



chantepierre

[VIEW IN BROWSER](#)

updated 6. 2. 2026 | published 6. 2. 2026

Summary

A real pocket scope with a 76/300 parabolic mirror, good balance as-is.

[Learning](#) > [Physics & Astronomy](#)

Files are now alright :) ! Enjoy your build.

Everything is M3 with 4.5mm holes for heat-set inserts

Print the primary cage with at least 50% infill for weight


Use little strips of teflon for alt and az

Use 4mm carbon rods - aluminum rods will **not** work as they will deform

Lubricate focuser with candle wax

A few notes :

- My rods were cut to 25.5cm, YMMV relatively to your mirror though. It is important to chamfer them (see this pic) :



The focuser and eyepiece holder should be printed with a fine resolution, I've found them to be great at 0.12mm, but too tight when using a "strength" profile.

Be careful about balance, it is thought for a really lightweight eyepiece. I've found the SVbony 15mm SWA to be an okay enough choice to handle the f/4 mirror while being lightweight.

- For collimation I used M3 nylon screws, top and bottom.

For the secondary holder, I expect three 4x4 cylindrical neodymium magnets, and a steel washer cut in half on the other side. I glued my washer with UV resin, there are conical holes allowing the light to pass through the part to cure the resin for this purpose.

M3 x 4.5 outer diameter heat-set inserts everywhere


- To mount it, install the rods tensioners then the upper cage, it is easier in this order.

Edit : 25.4mm eyepieces version now available !


Model files




altitude-bearing.step




rocker.step




upper-cage.step




tube-po.step




clip1.step




bas-rocker.step




spacer.step



secondary-support-half-1.step




secondary-support-half2.step



primary-cage.step




m3_knurled_knob.step



eyepiece-holder-v2.step




cross-brace.step




upper_cage_old_eyepieces.step

☐ For 25.4mm eyepieces




old_eyepiece_holder.step

☐ For 25.4mm eyepieces



old_eyepiece_tube_244wings_retol_3.step



mirror_cover.step

License

This work is licensed under a
Creative Commons (4.0 International License)



Attribution—Noncommercial—Share Alike

- ✗ | Sharing without ATTRIBUTION
- ✓ | Remix Culture allowed
- ✗ | Commercial Use
- ✗ | Free Cultural Works
- ✗ | Meets Open Definition